

Profil LED / Profile LED

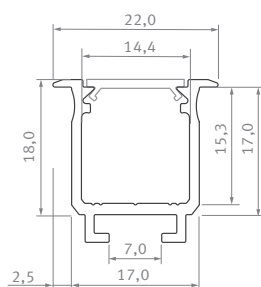
# W

## Karta produktu

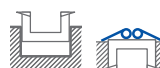
Data sheet

**PL**  
Profil wpuszczany – do montażu w lekkich konstrukcjach z zastosowaniem sprężyn montażowych.

**EN**  
Recessed profile – for installation in lightweight structures with the use of mounting springs.



**Sposoby montażu /**  
Assembly methods








**Obejrzyj wideo /**  
Watch video



## W








### Profil LED / Profile LED

Wymiary [mm] / Dimensions (mm): 1000, 2020, 3000





	<b>BIAŁY (lakierowany)</b> white (lacquered)	<b>CZARNY (anodowany)</b> black (anodized)	<b>INOX (anodowany)</b> inox (anodized)	<b>SREBRNY (anodowany)</b> silver (anodized)	<b>SUROWY</b> raw
<b>Kolory profili</b> Profile colors					
1,0 m	10-0701-10	10-0702-10	10-0703-10	10-0704-10	10-0700-10
2,02 m	10-0701-20	10-0702-20	10-0703-20	10-0704-20	10-0700-20
3,0 m	10-0701-30	10-0702-30	10-0703-30	10-0704-30	10-0700-30
<b>Szerokość taśmy LED (mm)</b> LED strip width (mm)	<b>do 12</b> up to 12				

### Klosze (PVC/PMMA/PC) / Covers

Wymiary [mm] / Dimensions (mm): 1000, 2020, 3000

<b>TRANSPARENTNY</b> transparent	<b>MROŻONY</b> frozen	<b>MLECZNY</b> milky	<b>FROSTED MLECZNY</b> milky frosted	<b>CZARNY PMMA</b> black PMMA	<b>LENS 15</b> lens 15	<b>LENS 30</b> lens 30
<b>BASIC</b>						
						
1 m/PMMA 11-2350-10 1 m/PC 11-3013-10	1 m/PMMA 11-2302-10 1 m/PC 11-3012-10	1 m/PMMA 11-2251-10 1 m/PC 11-3011-10	1 m/PMMA 11-2406-10	1 m/PMMA 11-2017-10	1 m/PMMA 11-2060-10	1 m/PMMA 11-2080-10

### Zaślepki (aluminium i tworzywo sztuczne) / End caps (aluminum and plastic)

<b>Z OTWOREM</b> with a hole			
<b>BIAŁY</b> white	<b>CZARNY</b> black	<b>INOX</b> inox	<b>SREBRNY / SZARY</b> silver / gray
<b>BASIC</b>			
			
ABS 12-0071-00	ALU 12-0072-10 ABS 12-0072-00	ABS 12-0073-00	ALU 12-0075-10 ABS lacq. 12-0000-49 ABS 12-0074-00

### Dodatki / Accessories

<b>SPRĘŻYNY MONTAŻOWE</b> mounting springs	<b>ŁĄCZNIK PROSTY</b> straight connector	<b>ŁĄCZNIK KĄTOWY 90°</b> angular connector 90°	<b>ŁĄCZNIK POPRZECZNY KĄTOWY</b> angular transverse connector	<b>ŁĄCZNIK KĄTOWY 120°</b> angular connector 120°	<b>PROFIL MONTAŻOWY Y M1</b> assembly profile Y M1	<b>WŁĄCZNIK BEZDOTYKOWY</b> contactless switch
						
14-5001-00	14-3032-02	14-3030-01	14-3038-01	14-3036-01	10-0654-10	14-7052-00

### Maksymalna rozpraszana moc źródeł światła LED

Maximum dissipated power of LED light sources

dla temperatury profilu for temperature profile 55° C	dla temperatury profilu for temperature profile 65° C
<b>23,8 W</b>	<b>32 W</b>

**LUMINES**<sup>®</sup>  
LIGHTING

[www.lumines.pl](http://www.lumines.pl)

