

Profil LED / Profile LED

RETO

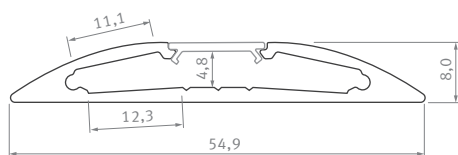
Karta produktu Data sheet

PL

Profil nawierzchniowy z możliwością regulowania kąta świecenia, przy zastosowaniu różnych zaślepek końcowych. Do stosowania w kuchni i pomieszczeniach domowych.

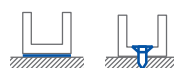
EN

Surface profile with the possibility to adjust the lighting angle, using various end caps. To be used in the kitchen and household compartments.



RETO

Sposoby montażu /
Assembly methods








Obejrzyj wideo /
Watch video



RETO








Profil LED / Profile LED

Wymiary [mm] / Dimensions (mm): 1000, 2020, 3000

















	BIAŁY (lakierowany) white (lacquered)	CZARNY (anodowany) black (anodized)	INOX (anodowany) inox (anodized)	SREBRNY (anodowany) silver (anodized)	SUROWY raw
Kolory profili Profile colors					
1,0 m	10-0521-10	10-0522-10	10-0523-10	10-0524-10	10-0520-10
2,02 m	10-0521-20	10-0522-20	10-0523-20	10-0524-20	10-0520-20
3,0 m	10-0521-30	10-0522-20	10-0523-30	10-0524-30	10-0520-30
Szerokość taśmy LED (mm) LED strip width (mm)	2 × 10				

Klosze (PVC/PMMA/PC) / Covers

Wymiary [mm] / Dimensions (mm): 1000, 2020, 3000

TRANSPARENTNY transparent	MROŻONY frozen	MLECZNY milky	FROSTED MLECZNY milky frosted	CZARNY PMMA black PMMA	LENS 15 lens 15	LENS 30 lens 30
BASIC						
						
1 m/PMMA 11-2350-10 1 m/PC 11-3013-10	1 m/PMMA 11-2302-10 1 m/PC 11-3012-10	1 m/PMMA 11-2251-10 1 m/PC 11-3011-10	1 m/PMMA 11-2406-10	1 m/PMMA 11-2017-10	1 m/PMMA 11-2060-10	1 m/PMMA 11-2080-10

Zaślepki (aluminium i tworzywo sztuczne) / End caps (aluminum and plastic)

	Z OTWOREM with a hole		BEZ OTWORU without a hole		Z OTWOREM TRASOWANYM with push-hole			
	CZARNY black	SREBRNY silver	CZARNY black	SREBRNY silver	BIAŁY white	CZARNY black	INOX inox	SREBRNY / SZARY silver / gray
0°								
	ALU 12-0572-10	ALU 12-0575-10	ALU 12-0572-11	ALU 12-0575-11	ABS 12-0991-01	ABS 12-0992-01	ABS 12-0993-01	ABS lacq. 12-0995-01 ABS 12-0994-01
	Z PODPORĄ with support							
	PRAWA right	LEWA left		PRAWA right	LEWA left			
15°								
	ALU 12-0585-10 ALU 12-0595-10			ALU 12-0585-11 ALU 12-0595-11				
30°								
	ALU 12-0605-10 ALU 12-0615-10			ALU 12-0605-11 ALU 12-0615-11				

Maksymalna rozpraszana moc źródeł światła LED

Maximum dissipated power of LED light sources

dla temperatury profilu for temperature profile 55° C	dla temperatury profilu for temperature profile 65° C
23,8 W	33,6 W

LUMINES[®]
LIGHTING

www.lumines.pl

